



QUANTITIES SUBJECT TO CHANGE - CONTACT LDPI FOR AVAILABILITY


Explosion Proof CID1


	Series	Classification	Part Number ID	Wattage/Lumens	CCT	On Hand 4.30.21	
				LE551-L3-V1-5-D-E-PB-EM	43W / 5066Lm	5,000K	6
				LE551-L6-V1-5-D-E-PB	86W / 9873Lm	5,000K	6
				LE551-L6-V1-4-E-PB	86W / 9873Lm	4,000K	5
	Accessories		4401 Wall/Ceiling Mount Kit			32	

Explosion Proof CID1


	Series	Classification	Part Number ID	Wattage/Lumens	CCT	On Hand 4.30.21
	LEXS	Explosion Proof CI,D1 / CI,D2 Paint Spray Listed	LEXS-L1-V1-5-V110-D	40W / 3800Lm	5,000K	41
			LEXS-L1-V1-5-V110-C	40W / 5040Lm	5,000K	4
			LEXS-L1-V1-4-V110-D	40W / 3520Lm	4,000K	56
			LEXS-L1-V1-4-V110-C	40W / 4480Lm	4,000K	49
			LEXS-L2-V1-5-V110-D	80W / 7750Lm	5,000K	28
			LEXS-L2-V1-4-V110-C	80W / 9560Lm	4,000K	Currently out of stock
	Accessories		PC01 Pole Mount Pipe Clamp 316 S.S. 1 7/8"			20
PC02 Pole Mount Pipe Clamp 316 S.S. 2 3/8"					29	

Explosion Proof CID1


	Series	Classification	Part Number ID	Wattage/Lumens	CCT	On Hand 4.30.21
	LEXF1	Explosion Proof CI,D1 / CI,D2 CII,D2 / CIII, Paint/Spray Listed	LEXF1-L1-V1-5-T5-D	21W / 2820Lm	5,000K	6
			LEXF1-L2-V1-5-T5-D	40W / 5200Lm	5,000K	Currently out of stock
			LEXF1-L2-V1-5-T5-C	40W / 6500Lm	5,000K	Currently out of stock
			LEXF1-L4-V1-5-T5-D	60W / 7130Lm	5,000K	Currently out of stock
			LEXF1-L4-V1-5-T5-C	60W / 8510Lm	5,000K	Currently out of stock
Accessories		PB02-BK Yoke Mount			5	

	Series	Classification	Part Number ID	Wattage/Lumens	CCT	On Hand 4.30.21
	LEXF	Explosion Proof CI,D1 / CI,D2 CII,D2 / CIII ***Current Stock does NOT have the Paint/Spray Listing	LEXF-L1-V1-4-V120-C	80W / 9720Lm	4,000K	7
			LEXF-L2-V1-4-V120-C	100W / 11760Lm	4,000K	32
			LEXF-L2-V1-5-V120-C	100W / 12280Lm	5,000K	4
			LEXF-L3-V1-4-V120-C	150W / 18360Lm	4,000K	3
			LEXF-L3-V1-5-V120-C	150W / 18650Lm	5,000K	5
Accessories		SN01 slip fitter			39	
		WG01 Wire Guard			18	


HAZARDOUS CLASSIFICATION CID2, CII D2






	Series	Classification	Part Number ID	Wattage/Lumens	CCT	On Hand 4.30.21	
	LEHL	Class I Div 2		LEHL-80-U-50-120-PSC	80W / 8400Lm	5,000K	6
				LEHL-110-U-50-120-PSC	110W / 11550Lm	5,000K	10
				LEHL-170-U-50-120-PSC	170W / 17000Lm	5,000K	9
	Accessories		HLC Ceiling Mount				2
			HLS22 Stanchion-25° / 1-1/2				22
			HLS24 Stanchion-25° / 1-1/4				17
			HLS92 Stanchion-90° / 1-1/2				10
			HLS94 Stanchion-90° / 1-1/4				18
			HLSW Yoke				22
		HLW4 Wall-40°				6	
	HLW9 Wall-90°				25		



HAZARDOUS CLASSIFICATION CID2, CII D1 and D2

	Series	Classification	Part Number ID	Wattage/Lumens	CCT	On Hand 4.30.21
	H-LED	Hazardous CI,D2 CII,D1&2 CIII	DL005EUN0-R5-C2EU	37 w/ 5600 lumen	5,000K	9




HAZARDOUS CLASSIFICATION CID2, CII D1 and D2, CIII



	Series	Classification	Part Number ID	Wattage/Lumens	CCT	On Hand 4.30.21	
	LEHL1	Hazardous CI,D2 CII,D1&2 CIII		LEHL1-L1-V1-5-V110-D-P	45W / 5750Lm	5,000K	6
				LEHL1-L1-V1-5-V110-C-P	45W / 6750Lm	5,000K	126
				LEHL1-L1-V1-4-V110-C-P	45W / 6375Lm	4,000K	42
				LEHL1-L1-V1-5-V110-C-U	45W / 6750Lm	5,000K	19
				LEHL1-L2-V1-5-V110-C-P	65W / 10150Lm	5,000K	48
				LEHL1-L2-V1-5-V110-D-P	65W / 8650Lm	5,000K	31
				LEHL1-L2-V1-4-V110-C-P	65W / 9675Lm	4,000K	1
				LEHL1-L2-V1-5-V110-C-U	65W / 10150Lm	5,000k	Currently out of stock
	Accessories (Required for Universal Mount)		SN9001 Stanchion-90° / 1-1/4				6
			SN9002 Stanchion-90° / 1-1/2				21
			SN2501 Stanchion - 25° 1 - 1/4				Currently out of stock
			SN2502 Stanchion-25° / 1-1/2				12
			WG02 SS Wire guard-flat lens				Currently out of stock
			WL25 Wall-25°				15
		WL90 Wall-90°				10	
	JB01 Ceiling / Junction Box				Currently out of stock		

HAZARDOUS CLASSIFICATION CID2, CII D1 and D2, CIII							
	Series	Classification	Part Number ID	Wattage/Lumens	CCT	On Hand 4.30.21	
	LEHS	Hazardous CI,D2 CII,D1&2 CIII	LEHS-L1-V1-5-V110-C	40W / 6180Lm	5,000K	20	
			LEHS-L1-V1-5-V110-D	40W / 5270Lm	5,000k	1	
			LEHS-L1-V1-4-V110-D	40W / 5270Lm	4,000k	16	
			LEHS-L2-V1-5-V110-D	80W / 9930Lm	5,000K	Currently out of stock	
			LEHS-L2-V1-5-V110-C	80W / 11490Lm	5,000K	34	
	Accessories	EB01 Cable Hang Kit					3
		PC01 Stanchion Kit					20
	Series	Classification	Part Number ID	Wattage/Lumens	CCT	On Hand 4.30.21	
	240	Hazardous CI,D2 CII,D1&2 CIII	240-LEDS5-4L-UNV1-TS	T8 LED	5000K	6	
	Accessories	6856 - Angle Mount kit					43
INSPECTION FIXTURES							
	Series	Classification	Part Number ID	Wattage/Lumens	CCT	On Hand 4.30.21	
	LEINS2	Ordinary Location	LEINS2-P8-V1-4-PB-S517	1900Lm	5,000K	25	
			LEINS2-P8-V1-8-PB-S517	3800Lm	5,000K	39	
WET DAMP JELLY JAR FIXTURES							
	Series	Classification	Part Number ID	Wattage/Lumens	CCT	On Hand 4.30.21	
	LEVP	Wet/Damp Listed	LEVP-14-U-53-G1-W		5,300K	8	
			LEVP-14-U-53-L1-P		5,300K	5	
			LEVP-14-U-53-L1-W		5,300K	49	
			LEVP-14-U-53-L1-C		5,300K	9	
			LEVP-14-U-53-L2-C		5,300K	59	
			LEVP-14-U-53-L2-W		5,300K	50	
ORDINARY LOCATION LED BOOTH FIXTURES							
	Series	Classification	Part Number ID	Wattage/Lumens	CCT	On Hand 4.30.21	
	LE180	Ordinary Location	LE180-L2-V1-5-D	75W / 9220Lm	5,000K	22	
RECESS MOUNT C1D2 LED PAINT AND POWDER BOOTH FIXTURES							
	Series	Classification	Part Number ID	Wattage/Lumens	CCT	On Hand 4.30.21	
	LE484	Hazardous CI,D2 CII,D1&2 Spray Booth Listed	LE484-L1-V1-5-D	75W / 8270Lm	5,000K	45	

	Series	Classification	Part Number ID	Wattage/Lumens	CCT	On Hand 4.30.21
	SLIM LIGHT LED (inside access)	Hazardous CI,D2 / CII,D2 Paint Booth listed	390440-LEDS5	70W / 6150	5,000K	26
	LE485E (inside access)		LE485E-62-N1-V1-A-5-WH	62W/6330	5,000K	21
	LE485E (inside access)		LE485E-62-W2-V1-A-5-WH	62W/6330	5,000K	31
	LE485E (inside access)		LE485E-62-W2-V1-5-WH-RS	62W/6330	5,000K	14
	400LED (rear access)		390441-LEDS5	70W / 6150	5,000K	40

FLUORESCENT PAINT AND POWDER BOOTH FIXTURES

	Series	Classification	Part Number ID	Wattage/Lumens	CCT	On Hand 4.30.21
	229H	Ordinary	229H-T8-4L-120-277	32W / T8		46
			229H-T8-4L-120-277-NW (fixture w/no whip)	32W / T8		98
	SLIM LIGHT (Inside Access)	Hazardous CI,D2 / CII,D2 Paint Booth listed	390320-3613	25W / T8		8
			390420-3265	54W / T5HO		2
			390440-3546	32W / T8		68
			390440-5W-3546	32W / T8		3
	400 Series (Rear Access)	Hazardous CI,D2 / CII,D2 Paint Booth listed	390231-3546	17W / T8		10
			390441-3546	32W / T8		23
	260 / 261	Hazardous CI,D2 / CII,D2 Paint Booth listed	390260MC-3546	32W / T8		7
			390261MC-3546	32W / T8		6

	380 Series	Explosion Proof CI D1 & DII / CII D1&2 Paint Booth listed	380-T5HO-2L-4-UNV-EM-HB	54w/T5HO	1	
			4401 Wall/Ceiling Mount kit			32
Lens Film Paint Booth Light Protection			Part Number	Dimensions		
			3263	12"x100'	14	
			3188	18"x100'	36	
			4348	25"x100'	2	
			3312 Dispensor handle for 12 or 18" roll only		3	
FLUORESCENT NON METALLIC FIXTURES						
Series	Classification	Part Number ID	Wattage/Lumens	Voltage (VAC)	Lens	On Hand 4.30.21
	376	Wet Location, UL1598A, IP67 housing only	376-T8-2L-4-UNV-PR	32W / T8	Poly Ribbed	10
			376-T8-2L-4-UNV-A	32W / T8	Acrylic	1
			376-T8-3L-4-UNV-PR	32W / T8	Poly Ribbed	3
			376-T5HO-2L-4-UNV-AC-WD-SL	54W/T5HO	Clear Acrylic	4

**Standard Payment and Freight Terms apply for all!