




**QUANTITIES SUBJECT TO CHANGE - CONTACT LDPI FOR AVAILABILITY**

**Explosion Proof CID1**


|  | Series                                     | Classification                                   | Part Number ID      | Wattage/Lumens | CCT    | On Hand 7.12.24        |
|---|--|--|---------------------|----------------|--------|------------------------|
|   | LEXS                                       | Explosion Proof CI,D1 / CI,D2 Paint Spray Listed | LEXS-L1-V1-5-V110-D | 40W / 3800Lm   | 5,000K | 34                     |
|   |  |  | LEXS-L1-V1-4-V110-D | 40W / 3520Lm   | 4,000K | 32                     |
|   |  |  | LEXS-L1-V1-4-V110-C | 40W / 4480Lm   | 4,000K | 19                     |
|   |  |  | LEXS-L2-V1-5-V110-D | 80W / 7750Lm   | 5,000K | 1                      |
|   |  |  | LEXS-L2-V1-4-V110-C | 80W 9560Lm     | 4,000K | Currently out of stock |
|   |  |  | LEXS-L2-V1-4-V110-D | 80W / 7750Lm   | 5,000K | 2                      |
|   | Accessories                                | PC01 Pole Mount Pipe Clamp 316 S.S. 1 7/8"       |                     |                |        | 12                     |
|   | PC02 Pole Mount Pipe Clamp 316 S.S. 2 3/8" |  |                     |                | 32     |                        |

**Explosion Proof CID1**

|  | Series             | Classification  | Part Number ID     | Wattage/Lumens | CCT     | On Hand 7.12.24 |
|--|--------------------|---|--------------------|----------------|---------|-----------------|
|  | LEXF1              | Explosion Proof CI,D1 / CI,D2 CII,D2 / CIII, Paint/Spray Listed | LEXF1-L1-V1-5-T5-C | 21W / 4220Lm   | 5,000K  | 9               |
|  |                    |   | LEXF1-L2-V1-5-T5-D | 40W / 5200Lm   | 5,000K  | 19              |
|  |                    |   | LEXF1-L2-V1-5-T5-C | 40W / 6500Lm   | 5,000K  | 64              |
|  |                    |   | LEXF1-L4-V1-5-T2-C | 60W / 7600Lm   | 5,000K  | 21              |
|  |                    |   | LEXF1-L4-V1-5-T5-D | 60W / 7130Lm   | 5,000K  | 38              |
|  |                    |   | LEXF1-L4-V1-4-T3-C | 60W / 7130Lm   | 4,000 K | 2               |
|  |                    |   | LEXF1-L4-V1-5-T5-C | 60W / 8510Lm   | 5,000K  | 40              |
| Accessories  | PB02-BK Yoke Mount |   |                    |                | 17      |                 |

|  | Series          | Classification                              | Part Number ID      | Wattage/Lumens | CCT    | On Hand 7.12.24 |
|---|-----------------|---|---------------------|----------------|--------|-----------------|
|   | LEXF            | Explosion Proof CI,D1 / CI,D2 CII,D2 / CIII | LEXF-L1-V1-3-V120-C | 80W / 9720Lm   | 3,000K | 2               |
|   |                 |   | LEXF-L1-V1-4-V120-C | 80W / 9720Lm   | 4,000K | 9               |
|   |                 |   | LEXF-L2-V1-4-V120-C | 100W / 11760Lm | 4,000K | 15              |
|   |                 |   | LEXF-L3-V1-4-V120-C | 150W / 18360Lm | 4,000K | 22              |
|   |                 |   | LEXF-L3-V1-5-V120-C | 150W / 18650Lm | 5,000K | 36              |
|   | Accessories     | SN01-BK slip fitter                         |                     |                |        | 6               |
|   |                 | SN01 slip fitter                            |                     |                |        | 19              |
|   | WG01 Wire Guard |   |                     |                | 23     |                 |

**HAZARDOUS CLASSIFICATION CID2, CII D1 and D2, CIII**

|  | Series | Classification                | Part Number ID         | Wattage/Lumens | CCT    | On Hand 7.12.24 |
|---|--------|-------------------------------|------------------------|----------------|--------|-----------------|
|   | LEHL1  | Hazardous CI,D2 CII,D1&2 CIII | LEHL1-L1-V1-5-V110-C-P | 45W / 6750Lm   | 5,000K | 4               |
|   |        |                               | LEHL1-L1-V1-4-V110-C-U | 45W / 6375Lm   | 4,000K | 20              |
|   |        |                               | LEHL1-L1-V1-5-V110-C-U | 45W / 6750Lm   | 5,000K | 25              |
|   |        |                               | LEHL1-L2-V1-5-V110-C-P | 65W / 10150Lm  | 5,000K | 30              |
|   |        |                               | LEHL1-L2-V1-5-V110-D-P | 65W / 8650Lm   | 5,000K | 1               |
| LEHL1-L2-V1-5-V110-C-U  |        |                               | 65W / 10150Lm          | 5,000k         | 35     |                 |







|  |       |  |                                |                        |
|--|-------|--|--------------------------------|------------------------|
|  | LEHL1 | Accessories<br>(Required for<br>Universal Mount) | SN9001 Stanchion-90° / 1-1/4   | 6                      |
|  |       |  | SN9002 Stanchion-90° / 1-1/2   | 16                     |
|  |       |  | SN2501 Stanchion - 25° 1 - 1/4 | 16                     |
|  |       |  | SN2502 Stanchion-25° / 1-1/2   | 14                     |
|  |       |  | WG02 SS Wire guard-flat lens   | 6                      |
|  |       |  | WG03 SS Wire guard-globe lens  | 3                      |
|  |       |  | WL25 Wall-25°                  | 1                      |
|  |       |  | WL90 Wall-90°                  | Currently out of stock |
|  |       |  | JB01 Ceiling / Junction Box    | 58                     |



**HAZARDOUS CLASSIFICATION CID2, CII D1 and D2, CIII**

| Series | Classification                         | Part Number ID                     | Wattage/Lumens         | CCT    | On Hand 7.12.24        |
|--------|--|------------------------------------|------------------------|--------|------------------------|
|        | Hazardous<br>CI,D2<br>CII,D1&2<br>CIII | LEHL2-L1-V1-5-T5-C-P               | 80W / 12630Lm          | 5,000K | Currently out of stock |
|        |  | LEHL2-L1-V1-5-T5-DP-P              | 80W / 8830Lm           | 5,000K | 4                      |
|        |  | LEHL2-L1-V1-5-T5-DL-P              | 80W / 12290Lm          | 5,000K | 8                      |
|        |  | LEHL2-L2-V1-5-T5-C-P               | 120W / 19230Lm         | 5,000K | 24                     |
|        |  | LEHL2-L2-V1-5-T5-DP-P              | 120W / 13250Lm         | 5,000K | 10                     |
|        |  | LEHL2-L3-V1-5-T5-C-P               | 150W / 23630Lm         | 5,000K | 40                     |
|        |  | LEHL2-L3-V1-5-T5-DL-P              | 150W / 20950Lm         | 5,000K | 11                     |
|        |  | LEHL2-L4-V1-5-T5-C-P               | 200W / 28940Lm         | 5,000k | 10                     |
|        |  | LEHL2-L4-V1-5-T5-DL-P              | 200W / 27795Lm         | 5,000k | 27                     |
|        |  | LEHL2-L4-V1-4-T5-C-P               | 200W / 28940Lm         | 4,000k | 32                     |
|        | Accessories                            | SN9003 Stanchion-90° / 1-1/4       | 27                     |        |                        |
|        |  | SN9004 Stanchion-90° / 1-1/2       | 15                     |        |                        |
|        |  | SN2503 Stanchion - 25° 1 - 1/4     | Currently out of stock |        |                        |
|        |  | SN2504 Stanchion-25° / 1-1/2       | 22                     |        |                        |
|        |  | WG07 SS Wire guard-flat lens       | 33                     |        |                        |
|        |  | WG08 SS Wire guard-globe lens      | 20                     |        |                        |
|        |  | SN01 Slipfitter mount bracket      | 19                     |        |                        |
|        |  | WL90-M Wall-90°                    | 14                     |        |                        |
|        |  | PB03 U Bracket 304 Stainless Steel | 51                     |        |                        |

**HAZARDOUS CLASSIFICATION CID2, CII D1 and D2, CIII**

| Series | Classification | Part Number ID           | Wattage/Lumens | CCT    | On Hand 7.12.24 |
|--------|----------------|--------------------------|----------------|--------|-----------------|
|        |                | LEHS-L1-V1-3-V110-D      | 40W/6180Lm     | 3,000k | 12              |
|        |                | LEHS-L1-V1-4-V110-D      | 40W / 5270Lm   | 4,000k | 12              |
|        |                | LEHS-L2-V1-5-V110-D      | 80W / 9930Lm   | 5,000K | 42              |
|        |                | LEHS-L2-V1-5-V110-C      | 80W / 11490Lm  | 5,000K | 7               |
|        |                | LEHS-L2-V1-4-V110-D      | 80W / 9590Lm   | 4,000K | 4               |
|        |                | LEHS-L2-V1-4-V110-C      | 80W / 11350Lm  | 4,000K | 14              |
|        |                | LEHS-L2-V1-5-V110-C-EM   | 80W / 11490Lm  | 5,000K | 4               |
|        | Accessories    | HK04 Eyebolt Hanging Kit | 37             |        |                 |
|        |                | PC01 Stanchion Kit       | 12             |        |                 |

| ORDINARY LOCATION LED BOOTH FIXTURES  |                               |  |                          |                |        |                 |
|---|-------------------------------|--|--------------------------|----------------|--------|-----------------|
|   | Series                        | Classification   | Part Number ID           | Wattage/Lumens | CCT    | On Hand 7.12.24 |
|    | LE180                         | Ordinary Location  | LE180-L2-V1-5-D          | 75W /9220Lm    | 5,000K | 12              |
|   |                               |  |                          |                |        |                 |
| RECESS MOUNT C1D2 LED PAINT AND POWDER BOOTH FIXTURES                               |                               |  |                          |                |        |                 |
|   | Series                        | Classification   | Part Number ID           | Wattage/Lumens | CCT    | On Hand 7.12.24 |
|    | LE484                         | Hazardous<br>CI,D2<br>CII,D1&2<br>Spray Booth Listed           | LE484-L1-V1-5-D          | 75W / 8270Lm   | 5,000K | 101             |
|   |                               |  | LE484-L1-V1-5-T          | 75W / 8270Lm   | 5,000K | 27              |
|    | Series                        | Classification   | Part Number ID           | Wattage/Lumens | CCT    | On Hand 7.12.24 |
|   | LE485E (inside access)        | Hazardous<br>CI,D2 / CII,D2<br>Paint Booth listed              | LE485E-62-W1-V1-A-5-WH-H | 62W/6330       | 5,000K | 35              |
| LE485E-62-W2-V1-A-5-WH-H  |                               |  | 62W/6330                 | 5,000K         | 47     |                 |
| FLUORESCENT PAINT AND POWDER BOOTH FIXTURES   |                               |  |                          |                |        |                 |
|   | Series                        | Classification   | Part Number ID           | Wattage/Lumens | CCT    | On Hand 7.12.24 |
|  | 229H                          | Ordinary   | 229H-T8-4L-120-277       | 32W / T8       |        | 35              |
|   |                               |  | 229H-T8-4L-120-277-NW    | 32W / T8       |        | 66              |
|  | Series                        | Classification   | Part Number ID           | Wattage/Lumens | CCT    | On Hand 7.12.24 |
|   | SLIM LIGHT<br>(Inside Access) | Hazardous<br>CI,D2 / CII,D2<br>Paint Booth listed              | 390320-3613              | 25W / T8       |        | 9               |
|   |                               |  | 390440-3546              | 32W / T8       |        | 167             |
|   | 400 Series (Rear Access)      | Hazardous<br>CI,D2 / CII,D2<br>Paint Booth listed              | 390231-3546              | 17W / T8       |        | 20              |
| 390441-3546   |                               |  | 32W / T8                 |                | 13     |                 |
|  | 380 Series                    | Explosion Proof<br>CI D1& DII / CII D1&2<br>Paint Booth listed | 380-T5HO-2L-4-UNV-EM-HB  | 54w/T5HO       |        | 1               |
|   |                               |  | 380-T8-4L-4-UNV          | 32w/T8         |        | 4               |

| Lens Film Paint Booth Light Protection  |  |                |                            | Part Number                                   | Dimensions    | On Hand 7.12.24 |
|---|--|----------------|----------------------------|---|---------------|-----------------|
|  |  |                |                            | 3263  | 12"x100'      | 19              |
|   |  |                |                            | 3188  | 18"x100'      | 24              |
|   |  |                |                            | 4348  | 25"x100'      | 3               |
|   |  |                |                            | 3312 Dispensor handle for 12 or 18" roll only |               | 3               |
|   | <b>FLUORESCENT NON METALLIC FIXTURES</b> |                |                            |   |               |                 |
| Series  | Classification                           | Part Number ID | Wattage/Lumens             | Voltage (VAC)                                 | Lens          | On Hand 7.12.24 |
|  |  |                | 376-T8-3L-4-UNV-PR         | 32W / T8                                      | Poly Ribbed   | 1               |
|   |  |                | 376-T5HO-2L-4-UNV-AC-WD-SL | 54W/T5HO                                      | Clear Acrylic | 4               |
| *Quick ship items ship approximately 24-48 hours after receipt of an order        |  |                |                            |   |               |                 |
| **Standard Payment and Freight Terms apply for all                                |  |                |                            |   |               |                 |